




7 Under the sea

How can I make a diving game?

I will learn sea animal words.


1  Match and say.




2  What's missing from **1**?
Draw and say.




3  Listen and sing. Colour the fish in order.




4  Which animals are not a pair? Circle.

CODE CRACKER 




5 Look and say. Write the first letter.

My picture dictionary!



___ rab



___ hark



___ hrimp



___ ellyfish

EXTRA VOCABULARY

6  Listen, point and say.



I can use sea animal words.




Story lab


ENJOYING A STORY

I will listen to a story about sea animals.



Can you see **teeth?**

1 Remember the story. Number in order.




2  Listen and check your answers.

3  Listen and tick .



4  Listen and draw.



5  Draw a fish tank in your notebook.
Ask and answer with a partner.

I can listen to a story about sea animals.




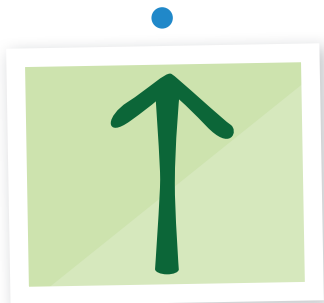
Sound lab

I AND U

I will learn the
i and u sounds.

1 Write, trace and match. Then listen, point and say.

_____ p _____ nsect _____ mbrella _____ gloo



2 Which two match? Circle.

CODE
CRACKER



3 Listen, point and say.

I can use the i and u sounds.



Experiment lab


SCIENCE: ANIMALS WITH SHELLS

I will learn about animals with shells.

1  Tick the animals with shells.



2  Look, sort and draw lines.



3  Draw more animals for each section in **2**.

4  Make a shell crab.



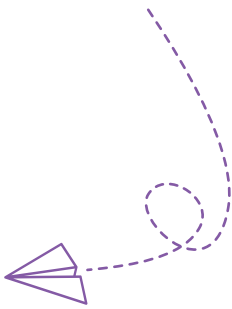
I know about animals with shells.



It's windy!

COMMUNICATION

I will talk about the weather.



1 Listen and tick .



2 Continue the sequence. Then say.

CODE CRACKER

1						
2						
3						



Values Wear suitable clothes.

3 Are the children wearing the correct clothes?
Look and tick or cross . Then say.



4 Make dressing-up dolls.



5 Play with your dolls and say.



I can talk about the weather.




PROJECT AND REVIEW UNIT 7



Make a diving game

Project report

1 What does your diving game have? Tick .




2  Complete your project report.
Then draw.



My diving tank has _____

_____.

3  Listen and say.
Play your game
with friends and
family.



1  Listen. What's on the tray? Tick or cross .

1



2



3



4



5



2  Draw your favourite sea animals. Then say.

My favourite
sea animals!

Now go to your Progress Chart on page 2.