



# 7 Under the sea

How can I make a diving game?

I will learn sea animal words.

**1**  Look at the picture.  
What can you see?

**2**  Stick the animals  
on the picture.

**3**  Listen, point  
and repeat.



# SONG TIME

4 Listen and point. Then sing along and dance.



5 Count the animals in the big picture. Then say.

## MATHS ZONE



# Story lab

ENJOYING A STORY

I will listen to a story about sea animals.

**1**  Listen to the story.

Can you see **teeth?**



**2** Circle the animals from the story. Check with your partner.


**CODE CRACKER** 






WATERMARI

**3**  Make a fish tank.  
Ask and answer.

**4**  Act out the story  
in groups. Use your  
fish tank.

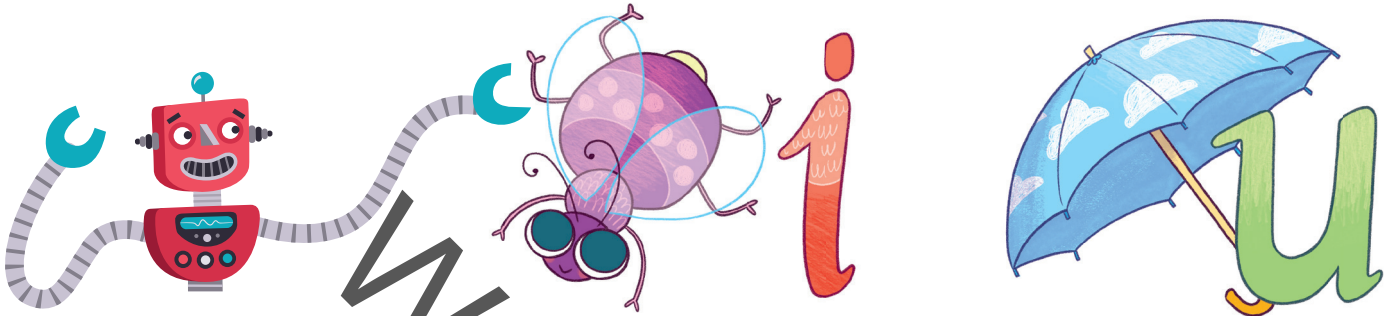


# Sound lab

I AND U

I will learn the *i* and *u* sounds.

**1**  Listen, point and repeat.



**2**  Listen, point and repeat. Circle the *u* sounds in **blue** and the *i* sounds in **red**.



**3**  Play *Sound fishing*.



**4**  Make a letter using shells. Say the sound.




# Experiment lab


SCIENCE: ANIMALS WITH SHELLS


I will learn about animals with shells.



**1**  Listen and tick the animals with shells.



**2**  Colour the animals with shells. Point and say.




**3**  Make a collage of sea and land animals with shells.



Watch a video about turtles.

## EXPERIMENT TIME

Can I dissolve a shell?




# It's windy!

COMMUNICATION

I will talk about the weather.

**1** Continue the sequence.  
Then say.

CODE CRACKER



Values

Wear suitable clothes.

**2**



Watch. Draw a ☀ or ☁.

**1**



**2**





80


eighty

**3**  Listen and number. Then say.



**4**  Play *Guess the weather.*



**5**  Make a seaside fan.  
Play *Can you see?*





# PROJECT AND REVIEW



Make a diving game

## Step 1

### Research



Research sea animals.



What animals live under the sea?



## Step 2

### Plan



Find items you need for the game.




What do I need?



# Step 3

## Create


 Make your game.



How can I decorate my cup?



# Step 4

## Show and tell

 Play your game.



 Find out about sea animals in cold places.



## Now I can ...

... use sea animal words.

... talk about sea animals.

... talk about the weather.